

Examples for Using Speech Signal Processing Toolkit Ver. 3.4.1

SPTK working group

April 28, 2011

Contents

| | | |
|----------|---|-----------|
| 1 | Basics | 3 |
| 1.1 | Help message | 3 |
| 1.2 | Data type conversion between “little endian” and “big endian.” | 3 |
| 1.3 | Dump a binary data file | 3 |
| 1.4 | Data type conversion from “short int” to “float” | 3 |
| 1.5 | Plotting speech waveform on X-window | 3 |
| 1.6 | Save the figure in an Encapsulated PostScript file | 4 |
| 1.7 | Play a sound file | 4 |
| 1.8 | Cut a portion out of a file | 4 |
| 2 | Pitch Extraction from Speech Waveform | 5 |
| 2.1 | A (very simple) pitch extractor | 5 |
| 2.2 | Plotting the extracted pitch contour | 6 |
| 3 | Speech Analysis/Synthesis Based on Mel-Cepstral Representation | 6 |
| 3.1 | Mel-cepstral analysis of speech | 6 |
| 3.2 | Plotting spectral estimates from mel-cepstrum | 6 |
| 3.3 | Plotting the spectral estimate with the FFT spectrum | 7 |
| 3.4 | Speech synthesis from mel-cepstrum | 8 |
| 4 | Speech Analysis/Synthesis based on LPC | 9 |
| 4.1 | LPC analysis of speech | 9 |
| 4.2 | Plotting spectral estimates from LPC coefficients | 10 |
| 4.3 | Plotting the spectral estimate with the FFT spectrum | 10 |
| 4.4 | Speech synthesis from LPC coefficients | 11 |
| 4.5 | Obtain PARCOR coefficients from LPC coefficients | 12 |
| 4.6 | Speech synthesis from PARCOR coefficients | 12 |
| 4.7 | Obtain LSP coefficients from LPC coefficients | 13 |
| 4.8 | Speech synthesis from LSP coefficients | 13 |
| 5 | Speech Analysis/Synthesis Based on Mel-Generalized Cepstral Representation | 14 |
| 5.1 | Mel-generalized cepstral analysis of speech | 14 |
| 5.2 | Plotting spectral estimates from mel-generalized cepstrum | 15 |
| 5.3 | Plotting the spectral estimate with the FFT spectrum | 16 |
| 5.4 | Speech synthesis from mel-generalized cepstrum | 17 |

| | | |
|----------|---|-----------|
| 6 | Vector Quantization of Mel-Cepstrum | 18 |
| 6.1 | Train a (very small) Codebook | 18 |
| 6.2 | Encode (training vectors) | 18 |
| 6.3 | Decode (training vectors) | 19 |
| 6.4 | Plotting original and quantized spectra | 19 |
| 6.5 | Performance evaluation on the training data | 20 |
| 6.6 | Speech synthesis from quantized mel-cepstrum | 21 |
| 7 | Preparation of Speech Parameter for Speech Recognition | 22 |
| 7.1 | Cepstrum derived from LPC analysis (LPC cepstrum) | 22 |
| 7.2 | Mel-cepstrum derived from LPC analysis (LPC mel-cepstrum) | 22 |
| 7.3 | Mel-cepstrum obtained by mel-cepstral analysis | 22 |
| 7.4 | Mel-cepstrum derived from mel-generalized cepstral analysis | 23 |
| 7.5 | Plotting spectra for each speech recognition parameter | 23 |
| 8 | Playing with the Vocoder Based on Mel-Cepstrum | 24 |
| 8.1 | High- or low-pitched voice | 24 |
| 8.2 | Fast- or slow-speaking voice | 25 |
| 8.3 | Hoarse voice | 25 |
| 8.4 | Robotic voice | 25 |
| 8.5 | Child-like or deep voice | 25 |
| 8.6 | Various voices | 25 |
| 9 | Speech Synthesis Based on HMM | 26 |
| 9.1 | Speech parameter generation from a sequence of HMMs | 26 |
| 9.2 | Plotting spectra calculated from generated mel-cepstrum | 26 |
| 9.3 | Speech synthesis from the generated mel-cepstrum | 26 |
| 9.4 | Check the given mean and variance vectors | 27 |
| 9.4.1 | Dump static feature vectors | 27 |
| 9.4.2 | Dump variance vectors of static feature vectors | 28 |
| 9.4.3 | Dump dynamic feature vectors (delta) | 28 |
| 9.4.4 | Dump variance vectors of dynamic feature vectors (delta) | 28 |
| 9.5 | Speech synthesis without dynamic feature | 28 |

1 Basics

1.1 Help message

```
impulse -h
```

1.2 Data type conversion between “little endian” and “big endian.”

Files: data.short: speech data included in this example (short integer, 16 kHz sampling, little endian)
data.short-b: speech data (short integer, 16 kHz sampling, big endian)

```
swab +s < data.short > data.short-b
```

1.3 Dump a binary data file

Files: data.short: speech data included in this example (short integer, 16 kHz sampling)

```
dmp +s data.short | less
```

1.4 Data type conversion from “short int” to “float”

Files: data.short: speech data included in this example (short integer, 16 kHz sampling)
[data.float](#): speech data (float, 16 kHz sampling)^{1,2}

```
x2x +sf < data.short > data.float
```

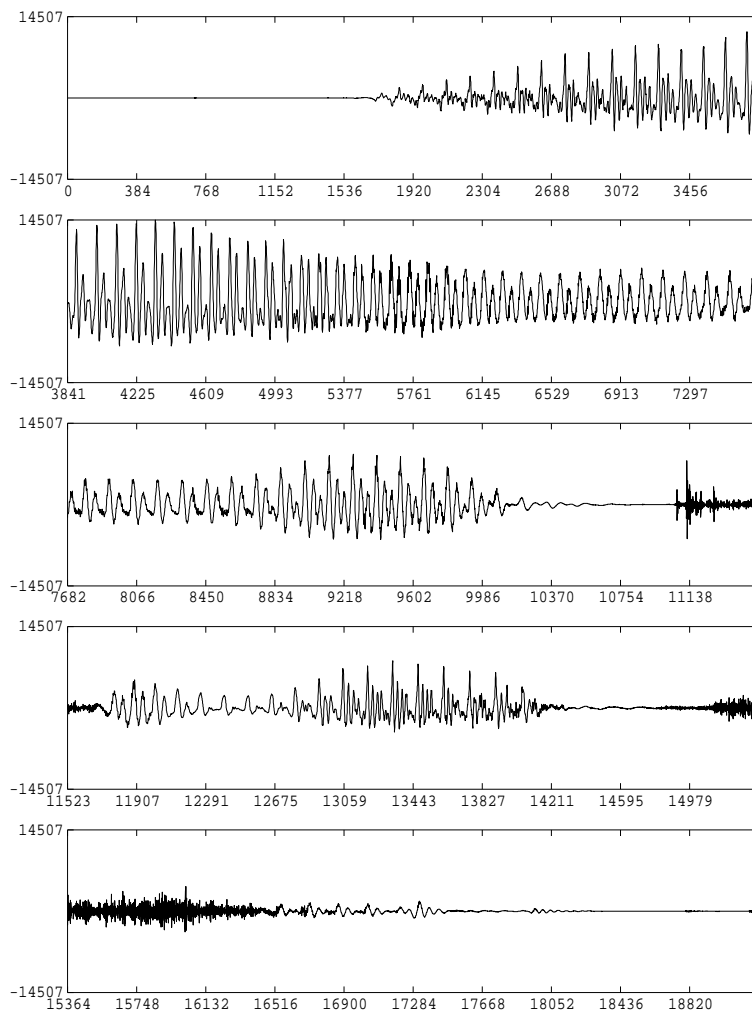
1.5 Plotting speech waveform on X-window

Files: data.short: speech data included in this example (short integer, 16 kHz sampling)

```
gwave +s data.short | xgr
```

¹By clicking links in this PDF file, your PC may play some speech files, which were converted from “float” format into “wav” format (16 kHz sampling, 16-bit integer).

²If you compiled SPTK with “--enable-double” option, please use “+sd” option instead of “+sf” and “+d” option instead of “+f”.



1.6 Save the figure in an Encapsulated PostScript file

Files: data.short: speech data included in this example (short integer, 16 kHz sampling)
 figure.eps: Encapsulated PostScript file

```
gwave +s data.short | psgr > figure.eps
```

1.7 Play a sound file

Files: data.short: speech data included in this example (short integer, 16 kHz sampling)

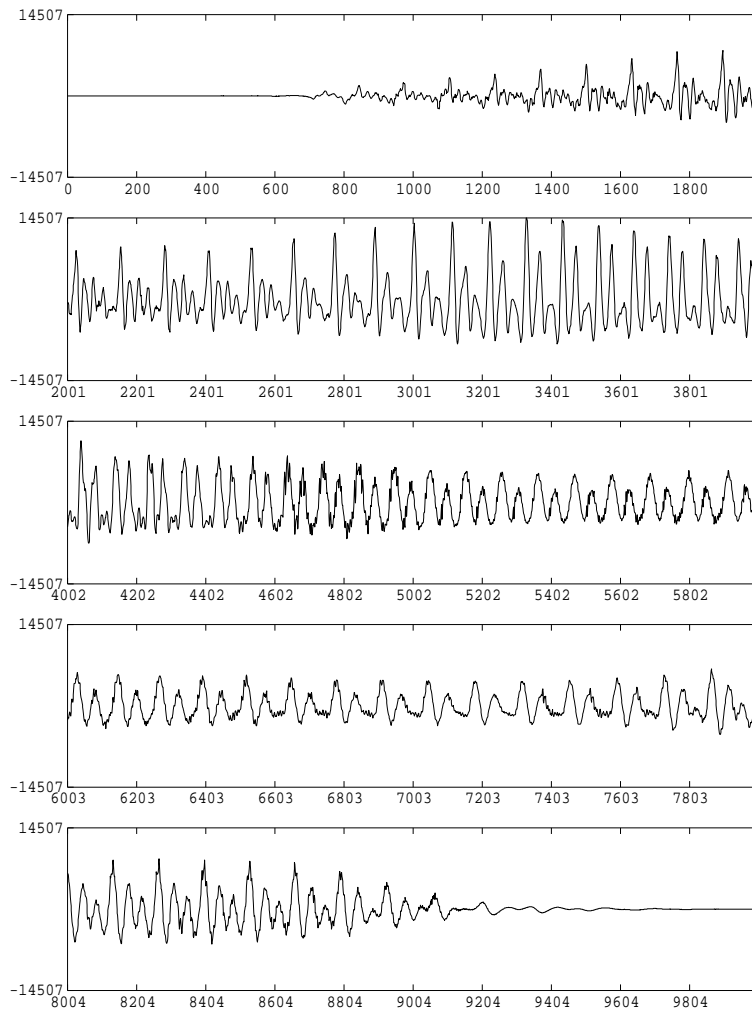
Note: This works only on Linux, Solaris, and FreeBSD.

```
da +s -s 16 -a 100 data.short
```

1.8 Cut a portion out of a file

Files: data.short: speech data included in this example (short integer, 16 kHz sampling)

```
bcut +s -s 1000 -e 11000 < data.short |\
gwave +s | xgr
```



2 Pitch Extraction from Speech Waveform

2.1 A (very simple) pitch extractor

Files: data.short: speech data included in this example (short integer, 16 kHz sampling)

Conditions: frame length: 640 points (40 ms)
 frame period: 80 points (5 ms)
 window: Blackman window

Note: Options should be adjusted for each speech data.

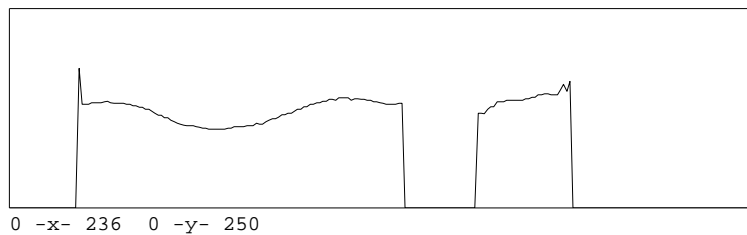
```
x2x +sf data.short | frame +f -l 640 -p 80 |\
window -l 640 | pitch -s 16 -l 640 -t 6.0 -L 80 -H 165 > data.pitch
```

2.2 Plotting the extracted pitch contour

Files: data.pitch: pitch data extracted from speech data "data.short"

Conditions: Minimum value of vertical axis: 0.0
Maximum value of vertical axis: 250.0
Width: 15 cm
Height: 4 cm

```
fdrw -y 0 250 -W 1.5 -H 0.4 < data.pitch | xgr
```



3 Speech Analysis/Synthesis Based on Mel-Cepstral Representation

3.1 Mel-cepstral analysis of speech

Files: data.short: speech data included in this example (short integer, 16 kHz sampling)
data.mcep: mel-cepstrum (float)

Conditions: frame length: 400 points (25 ms)
frame period: 80 points (5 ms)
window: Blackman window
analysis order: 20
frequency warping parameter: $\alpha = 0.42$
FFT size: 512 points


```
x2x +sf < data.short | frame +f -l 400 -p 80 | window -l 400 -L 512 |\
mcep -l 512 -m 20 -a 0.42 > data.mcep
```

3.2 Plotting spectral estimates from mel-cepstrum

Files: data.mcep: mel-cepstrum (float)

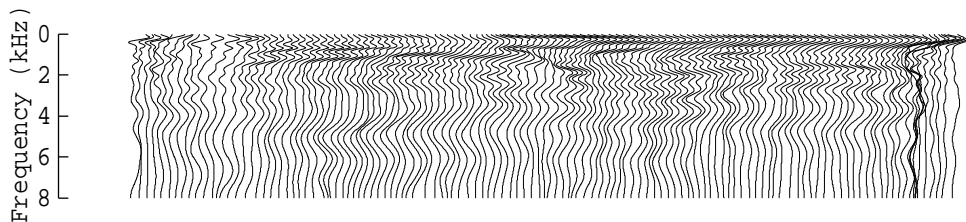
Conditions: analysis order: 20
frequency warping parameter: $\alpha = 0.42$
FFT size: 512 points
plotted frames: from 10-th to 135-th
sampling frequency: 16 kHz

```
bcut +f -n 20 -s 10 -e 135 < data.mcep |\
mgc2sp -m 20 -a 0.42 -g 0 -l 512 | grlogsp -l 512 -x 8 | xgr
```



0 2 4 6 8
Frequency (kHz)

```
bcut +f -n 20 -s 10 -e 135 < data.mcep |\
mgc2sp -m 20 -a 0.42 -g 0 -l 512 | grlogsp -l 512 -x 8 -t | xgr
```



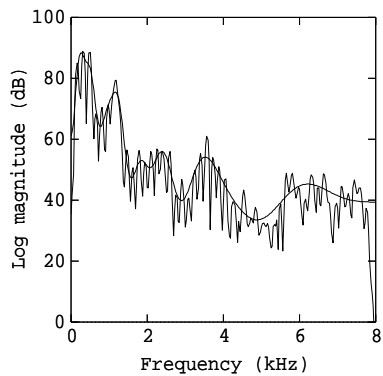
3.3 Plotting the spectral estimate with the FFT spectrum

Files: data.mcep: mel-cepstrum (float)

Conditions: analysis order: 20
frequency warping parameter: $\alpha = 0.42$
FFT size: 512 points

plotted frame: 65-th
sampling frequency: 16 kHz

```
( x2x +sf < data.short | frame +f -l 400 -p 80 | \  
bcut +f -l 400 -s 65 -e 65 |\  
window -l 400 -L 512 | spec -l 512 |\  
glogsp -l 512 -x 8 -p 2 ;\  
\  
bcut +f -n 20 -s 65 -e 65 < data.mcep |\  
mgc2sp -m 20 -a 0.42 -g 0 -l 512 | glogsp -l 512 -x 8 ) | xgr
```

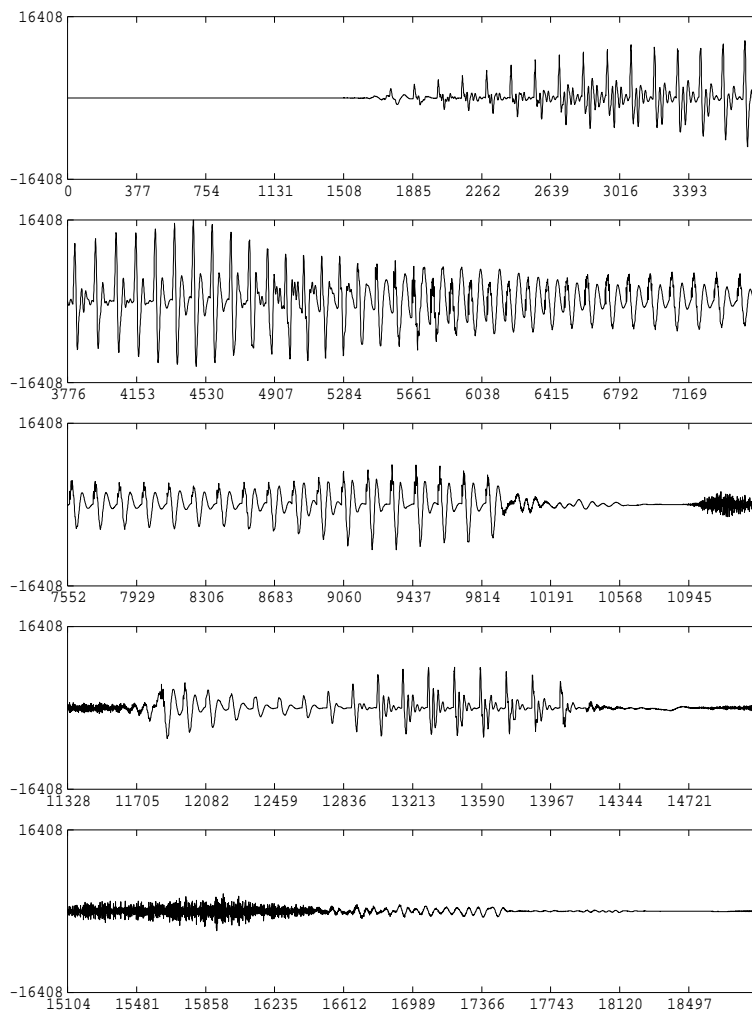


3.4 Speech synthesis from mel-cepstrum

Files: data.pitch: pitch data extracted from speech data "data.short"
data.mcep: mel-cepstrum (float)
[data.mcep.syn](#): synthesized speech (float)

Conditions: frame period: 80 points (5 ms)
analysis order: 20
frequency warping parameter: $\alpha = 0.42$

```
excite -p 80 data.pitch |\  
mlsadf -m 20 -a 0.42 -p 80 data.mcep > data.mcep.syn  
  
gwave data.mcep.syn | xgr
```

```
da +f -s 16 data.mcep.syn
```

4 Speech Analysis/Synthesis based on LPC

4.1 LPC analysis of speech

Files: data.short: speech data included in this example (short integer, 16 kHz sampling)
 data.lpc: LPC coefficients (float)

Conditions: frame length: 400 points (25 ms)
 frame period: 80 points (5 ms)
 window: Blackman window
 analysis order: 20

```
x2x +sf < data.short | frame +f -l 400 -p 80 | window -l 400 |\
lpc -l 400 -m 20 > data.lpc
```

4.2 Plotting spectral estimates from LPC coefficients


Files: data.lpc: LPC coefficients (float)

Conditions: analysis order: 20

```
bcut +f -n 20 -s 10 -e 135 < data.lpc |\
spec -l 512 -n 20 | grlogsp -l 512 -x 8 | xgr
```

or

```
bcut +f -n 20 -s 10 -e 135 < data.lpc |\
mgc2sp -m 20 -a 0 -g -1 -n -u -l 512 |\
grlogsp -l 512 -x 8 | xgr
```



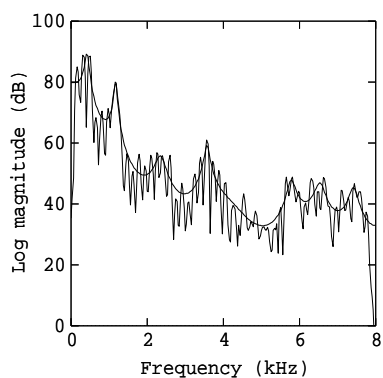
0 2 4 6 8
Frequency (kHz)

4.3 Plotting the spectral estimate with the FFT spectrum

Files: data.lpc: LPC coefficients (float)

Conditions: analysis order: 20
plotted frame: 65-th
sampling frequency: 16 kHz

```
( x2x +sf < data.short | frame +f -l 400 -p 80 | \  
bcut +f -l 400 -s 65 -e 65 |\  
window -l 400 -L 512 | spec -l 512 |\  
glogsp -l 512 -x 8 -p 2 ;\  
\  
bcut +f -n 20 -s 65 -e 65 < data.lpc > data.tmp ;\  
spec -l 512 -n 20 -p data.tmp | glogsp -l 512 -x 8 ;\  
\rm data.tmp ) | xgr
```

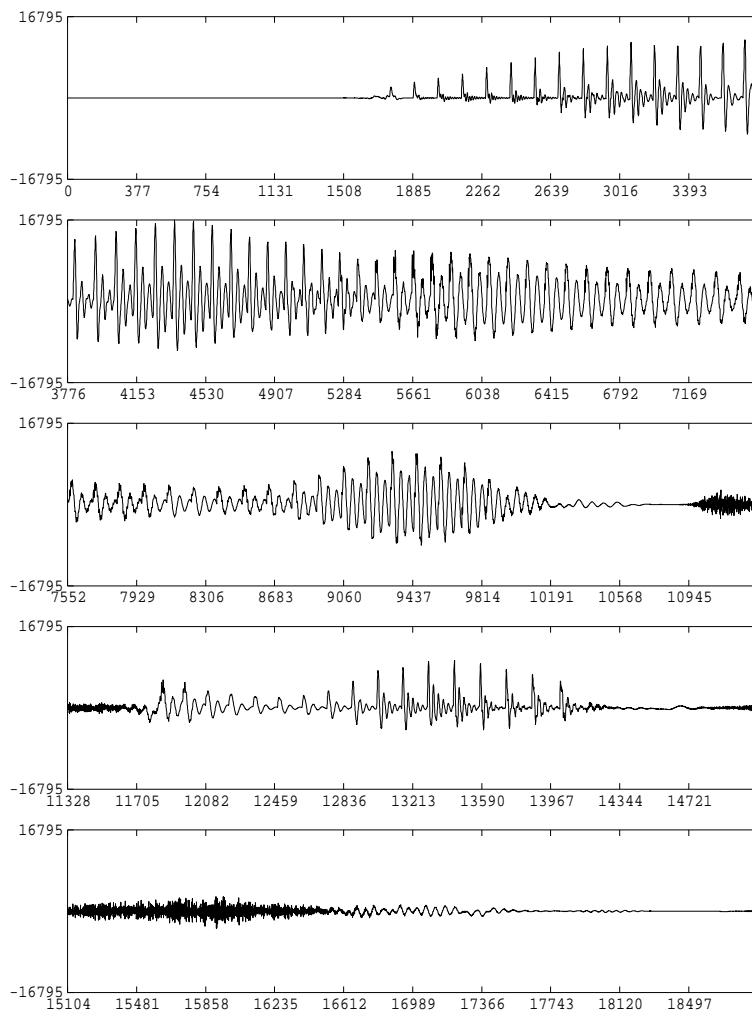


4.4 Speech synthesis from LPC coefficients

Files: data.pitch: pitch data extracted from speech data "data"
data.lpc: LPC coefficients (float)
[data.lpc.syn](#): synthesized speech (float)

Conditions: frame period: 80 points (5 ms)
analysis order: 20

```
excite -p 80 data.pitch | poledf -m 20 -p 80 data.lpc > data.lpc.syn  
gwave +f data.lpc.syn | xgr
```



```
da +f -s 16 data.lpc.syn
```

4.5 Obtain PARCOR coefficients from LPC coefficients

Files: data.lpc: LPC coefficients (float)
 data.par: PARCOR coefficients (float)

Conditions: analysis order: 20

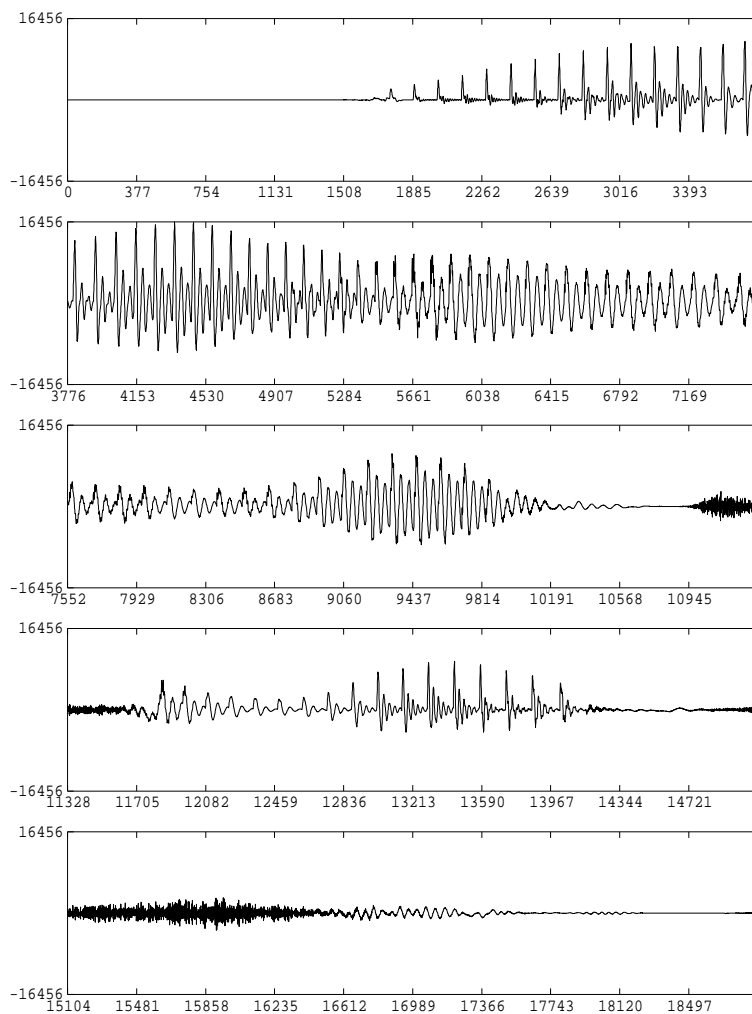
```
lpc2par -m 20 < data.lpc > data.par
```

4.6 Speech synthesis from PARCOR coefficients

Files: data.pitch: pitch data extracted from speech data "data" (float)
 data.par: PARCOR coefficients (float)
[data.par.syn](#): synthesized speech (float)

Conditions: frame period: 80 points (5 ms)
 analysis order: 20

```
excite -p 80 data.pitch | ltcdf -m 20 -p 80 data.par > data.par.syn
gwave +f data.par.syn | xgr
```



4.7 Obtain LSP coefficients from LPC coefficients

Files: data.lpc: LPC coefficients (float)
 data.lsp: LSP coefficients (float)

Conditions: analysis order: 20
 split number of unit circle: 256

```
lpc2lsp -m 20 -n 256 < data.lpc > data.lsp
```

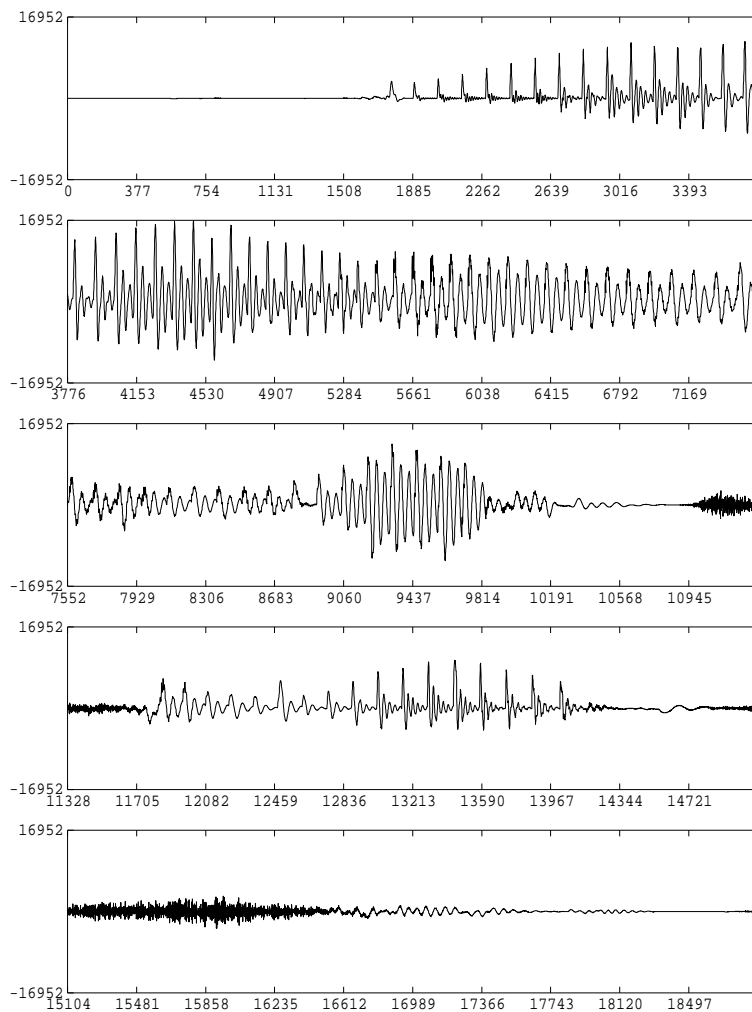
4.8 Speech synthesis from LSP coefficients

Files: data.pitch: pitch data extracted from speech data "data"
 data.lsp: LSP coefficients (float)
[data.lsp.syn](#): synthesize speech (float)

Conditions: frame period: 80 points (5 ms)
analysis order: 20

```
excite -p 80 data.pitch | lspdf -m 20 -p 80 data.lsp > data.lsp.syn
```

```
gwave +f data.lsp.syn | xgr
```



```
da +f -s 16 data.lsp.syn
```

5 Speech Analysis/Synthesis Based on Mel-Generalized Cepstral Representation

5.1 Mel-generalized cepstral analysis of speech

Files: speech data: data (short integer, 10 kHz sampling)
data.mgcep: mel-generalized cepstrum (float)

Conditions: frame length: 400 points (25 ms)
frame period: 80 points (5 ms)
window: Blackman window
analysis order: 20
frequency warping parameter: $\alpha = 0.42$
power parameter: $\gamma = -1/2$


```
x2x +sf < data.short | frame +f -l 400 -p 80 | window -l 400 -L 512 |\
mgcep -m 20 -a 0.42 -c 2 -l 512 > data.mgcep
```

5.2 Plotting spectral estimates from mel-generalized cepstrum

Files: data.mgcep: mel-generalize cepstrum (float)

Conditions: analysis order: 20
frequency warping parameter: $\alpha = 0.42$
power parameter: $\gamma = -1/2$
plotted frames: from 10-th to 135-th
sampling frequency: 16 kHz

```
bcut +f -n 20 -s 10 -e 135 < data.mgcep |\
mgc2sp -m 20 -a 0.42 -c 2 -l 512 | grlogsp -l 512 -x 8 | xgr
```



5.3 Plotting the spectral estimate with the FFT spectrum

Files: data.mgcep: mel-generalized cepstrum (float)

Conditions: analysis order: 20
 frequency warping parameter: $\alpha = 0.42$
 power parameter: $\gamma = -1/2$
 FFT size: 512 points
 plotted frame: 65-th
 sampling frequency: 16 kHz

```
( x2x +sf < data.short | frame +f -l 400 -p 80 | \  

bcut +f -l 400 -s 65 -e 65 |\  

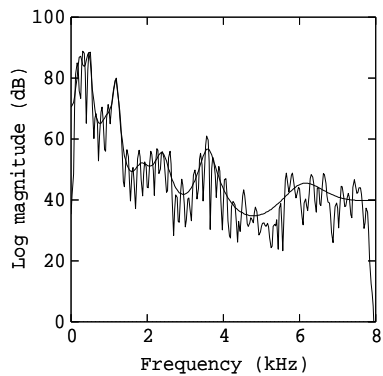
window -l 400 -L 512 | spec -l 512 |\  

glogsp -l 512 -x 8 -p 2 ;\  

\  

bcut +f -n 20 -s 65 -e 65 < data.mgcep |\  

mgc2sp -m 20 -a 0.42 -c 2 -l 512 | glogsp -l 512 -x 8 ) | xgr
```

5.4 Speech synthesis from mel-generalized cepstrum

Files: data.pitch: pitch data extracted from speech data "data"

data.mgcep: mel-generalized cepstrum (float)

[data.mgcep.syn](#): synthesized speech (float)

Conditions: frame period: 80 points (5 ms)

analysis order: 20

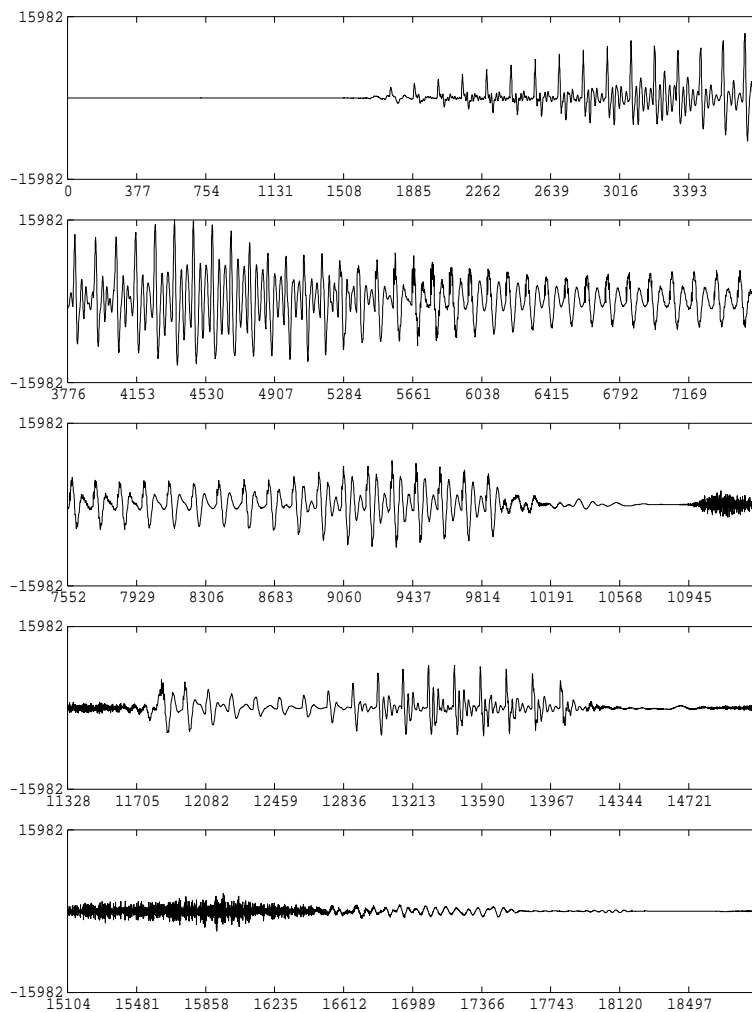
frequency warping parameter: $\alpha = 0.42$

power parameter: $\gamma = -1/2$

```
excite -p 80 data.pitch |\
```

```
mglsadf -m 20 -a 0.42 -c 2 -p 80 data.mgcep > data.mgcep.syn
```

```
gwave +f data.mgcep.syn | xgr
```



```
da +f -s 16 data.mgcep.syn
```

6 Vector Quantization of Mel-Cepstrum

6.1 Train a (very small) Codebook

Files: data.mcep: mel-cepstrum for training (float)
codebook.mcep: codebook (float)

Conditions: vector size: 21 (analysis order: 20)
codebook size: 32

```
lbg -n 20 -e 32 < data.mcep > codebook.mcep
```

6.2 Encode (training vectors)

Files: codebook.mcep: codebook (float)
data.mcep.index: index (int)

Conditions: vector size: 21 (analysis order: 20)
codebook size: 32

```
vq -n 20 codebook.mcep < data.mcep > data.mcep.index
```

6.3 Decode (training vectors)

Files: codebook.mcep: codebook (float)
data.mcep.index: index (int)
data.mcep.vq: quantized mel-cepstrum (float)

Conditions: vector size: 21 (analysis order: 20)
codebook size: 32

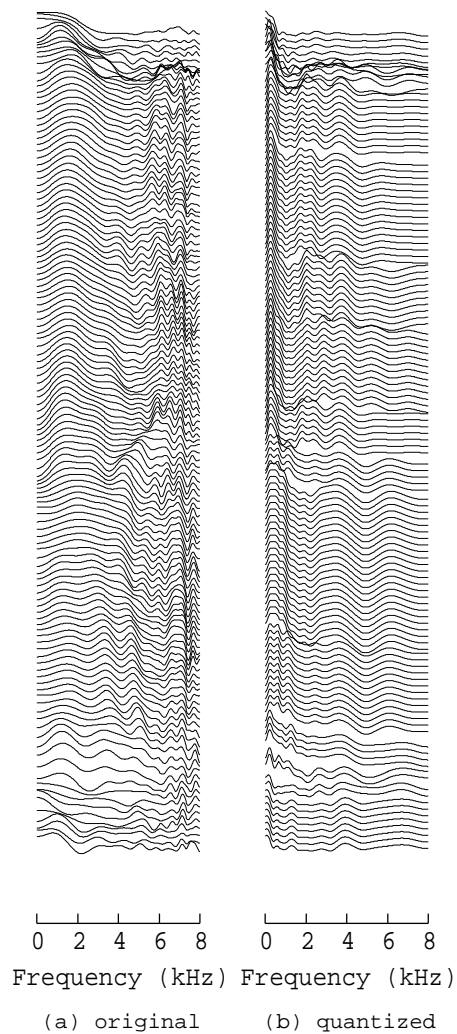
```
ivq -n 20 codebook.mcep < data.mcep.index > data.mcep.vq
```

6.4 Plotting original and quantized spectra

Files: data.mcep: original mel-cepstrum (float)
data.mcep.vq: quantized mel-cepstrum (float)

Conditions: analysis order: 20
frequency warping parameter: $\alpha = 0.42$
plotted frames: from 10-th to 135-th
sampling frequency: 16 kHz

```
( bcut +f -n 20 -s 10 -e 135 < data.mcep |\
mgc2sp -m 20 -a 0.42 -g 0 -l 512 |\
grlogsp -l 512 -x 8 -o 1 -c "(a) original" ;\
\
bcut +f -n 20 -s 10 -e 135 < data.mcep.vq |\
mgc2sp -m 20 -a 0.42 -g 0 -l 512 |\
grlogsp -l 512 -x 8 -o 2 -c "(b) quantized" ) | xgr
```



6.5 Performance evaluation on the training data

Files: codebook.mcep: codebook (float)
 data.mcep.index: index (int)
 data.mcep.vq: quantized vectors (float)
 data.mcep.vq.cdists: cepstrum distortion in dB (float)

Conditions: vector size: 21 (analysis order: 20)
 codebook size: 32

```
freqt -a 0.42 -m 20 -A 0 -M 255 < data.mcep > data.mcep.cep
freqt -a 0.42 -m 20 -A 0 -M 255 < data.mcep.vq | \
cdist data.mcep.cep -m 255 > data.mcep.vq.cdists
\rm data.mcep.cep
```

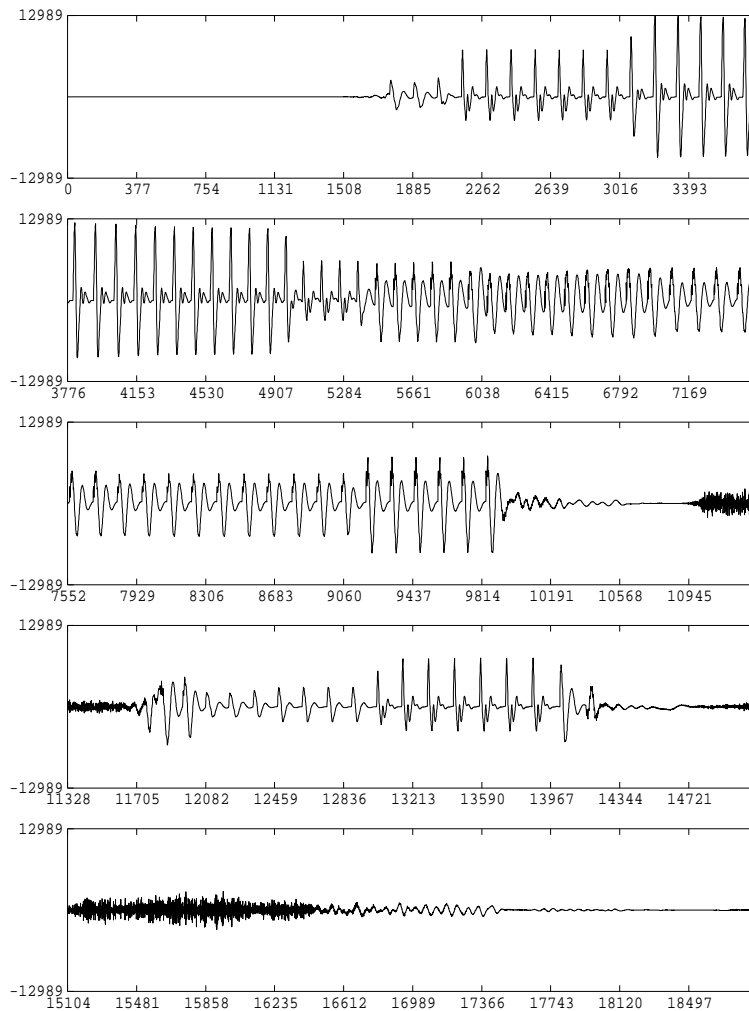
6.6 Speech synthesis from quantized mel-cepstrum

Files: data.pitch: pitch data extracted from speech data "data.short"
data.mcep.vq: quantized mel-cepstrum (float)
[data.mcep.vq.syn](#): synthesized speech (float)

Conditions: frame period: 80 points (5 ms)
analysis order: 20
frequency warping parameter: $\alpha = 0.42$

```
excite -p 80 data.pitch |\
mlsadf -m 20 -a 0.42 -p 80 data.mcep.vq > data.mcep.vq.syn

gwave +f data.mcep.vq.syn | xgr
```



```
da +f -s 16 data.mcep.vq.syn
```

7 Preparation of Speech Parameter for Speech Recognition

7.1 Cepstrum derived from LPC analysis (LPC cepstrum)

Files: data.short: speech data included in this example (short integer, 16 kHz sampling)

Conditions: frame length: 400 points (25 ms)
frame period: 80 points (5 ms)
window: Blackman window
analysis order: 12
order of LPC cepstrum: 12

```
x2x +sf < data.short | frame +f -l 400 -p 80 | window -l 400 |\
lpc -l 400 -m 12 | lpc2c -m 12 -M 12 > data.lpc.cep
```

7.2 Mel-cepstrum derived from LPC analysis (LPC mel-cepstrum)

Files: data.short: speech data included in this example (short integer, 16 kHz sampling)

Conditions: frame length: 400 points (25 ms)
frame period: 80 points (5 ms)
window: Blackman window
analysis order: 12
order of LPC mel-cepstrum: 12

```
x2x +sf < data.short | frame +f -l 400 -p 80 | window -l 400 |\
lpc -l 400 -m 12 |\
lpc2c -m 12 -M 256 |\
freqt -m 256 -a 0 -M 12 -A 0.42 > data.lpc.mcep
```

or

```
x2x +sf < data.short | frame +f -l 400 -p 80 | window -l 400 |\
lpc -l 400 -m 12 |\
mgc2mgc -m 12 -a 0 -g -1 -n -u -M 12 -A 0.42 -G 0 > data.lpc.mcep
```

7.3 Mel-cepstrum obtained by mel-cepstral analysis

Files: data.short: speech data included in this example (short integer, 16 kHz sampling)
data.mcep: mel-cepstrum (float)

Conditions: frame length: 400 points (25 ms)
frame period: 80 points (5 ms)
window: Blackman window
analysis order: 20
frequency warping parameter: $\alpha = 0.42$
FFT size: 512 points

```
x2x +sf < data.short | frame +f -l 400 -p 80 | window -l 400 -L 512 |\
mcep -l 512 -m 12 -a 0.42 > data.mcep.mcep
```

7.4 Mel-cepstrum derived from mel-generalized cepstral analysis

Files: data.short: speech data included in this example (short integer, 10 kHz sampling)

Conditions: frame length: 400 points (25 ms)
frame period: 80 points (5 ms)
Blackman window
FFT size: 512 points
(α, γ) for analysis: (0.42, -0.5)
analysis order: 12
order of mel-cepstrum: 12

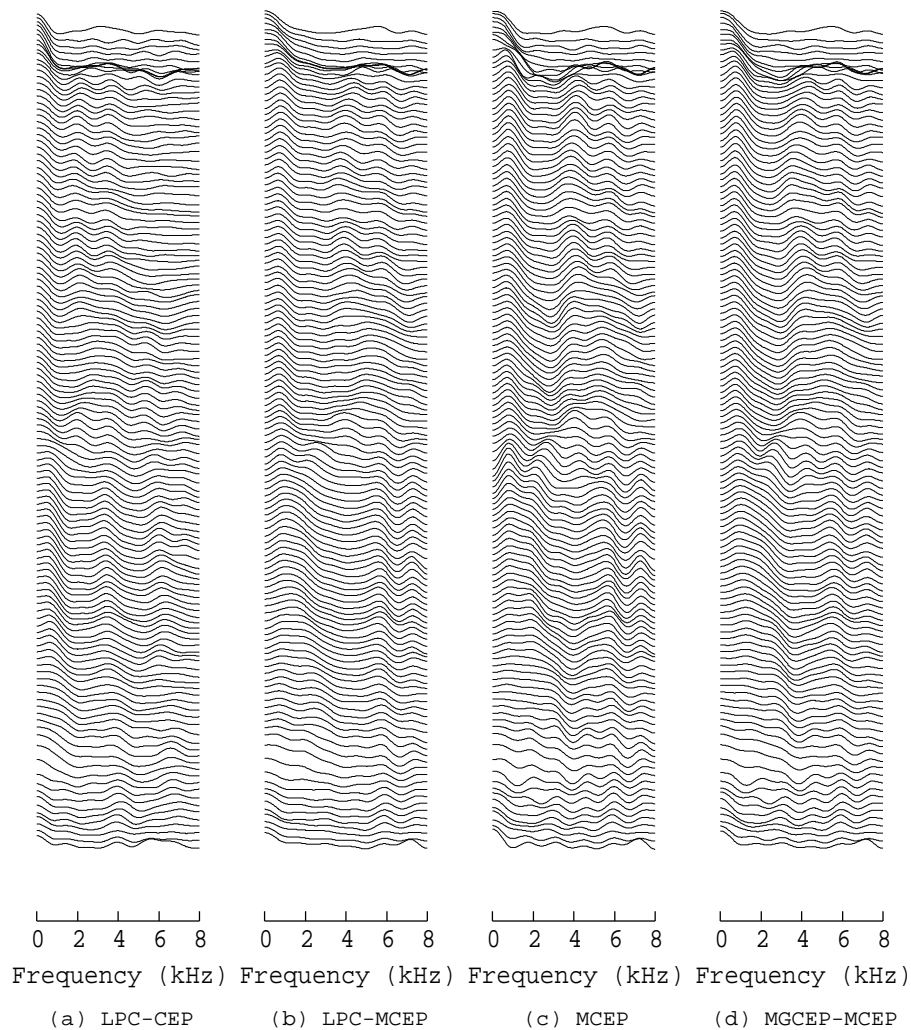
```
x2x +sf < data.short | frame +f -l 400 -p 80 | window -l 400 -L 512 |\
mgcep -m 12 -a 0.42 -c 2 -l 512 |\
mgc2mgc -m 12 -a 0.42 -c 2 -M 12 -A 0.42 -G 0 > data.mgcep.mcep
```

7.5 Plotting spectra for each speech recognition parameter

Files: data.lpc.cep: LPC cepstrum (float)
data.lpc.mcep: LPC mel-cepstrum (float)
data.mcep.mcep: mel-cepstrum (float)
data.mgcep.mcep: mel-cepstrum derived from mel-generalized cepstrum (float)

Conditions: plotted frames: from 10-th to 135-th

```
\
bcut +f -n 12 -s 10 -e 135 < data.lpc.cep |\
mgc2sp -m 12 -a 0 -g 0 -l 512 |\
grlogsp -l 512 -x 8 -O 1 -c "(a) LPC-CEP" ;\
\
bcut +f -n 12 -s 10 -e 135 < data.lpc.mcep |\
mgc2sp -m 12 -a 0.42 -g 0 -l 512 |\
grlogsp -l 512 -x 8 -O 2 -c "(b) LPC-MCEP" ;\
\
bcut +f -n 12 -s 10 -e 135 < data.mcep.mcep |\
mgc2sp -m 12 -a 0.42 -g 0 -l 512 |\
grlogsp -l 512 -x 8 -O 3 -c "(c) MCEP" ;\
\
bcut +f -n 12 -s 10 -e 135 < data.mgcep.mcep |\
mgc2sp -m 12 -a 0.42 -g 0 -l 512 |\
grlogsp -l 512 -x 8 -O 4 -c "(d) MGCEP-MCEP" ) | xgr
```



8 Playing with the Vocoder Based on Mel-Cepstrum

8.1 High- or low-pitched voice

Files: [data.mcep.high.syn](#): synthesized speech (float)

[data.mcep.low.syn](#): synthesized speech (float)

```
sopr -m 0.4 data.pitch |\
excite -p 80 | mlsadf -m 20 -a 0.42 -p 80 data.mcep |\
tee data.mcep.high.syn | da +f -s 16
```

```
sopr -m 2 data.pitch |\
excite -p 80 | mlsadf -m 20 -a 0.42 -p 80 data.mcep |\
tee data.mcep.low.syn | da +f -s 16
```


8.2 Fast- or slow-speaking voice

Files: [data.mcep.fast.syn](#): synthesized speech (float)

[data.mcep.slow.syn](#): synthesized speech (float)

```
sopr -m 1 data.pitch |\
excite -p 40 | mlsadf -m 20 -a 0.42 -p 40 data.mcep |\
tee data.mcep.fast.syn | da +f -s 16
```

```
sopr -m 1 data.pitch |\
excite -p 160 | mlsadf -m 20 -a 0.42 -p 160 data.mcep |\
tee data.mcep.slow.syn | da +f -s 16
```

8.3 Hoarse voice

Files: [data.mcep.hoarse.syn](#): synthesized speech (float)

```
sopr -m 0 data.pitch |\
excite -p 80 | mlsadf -m 20 -a 0.42 -p 80 data.mcep |\
tee data.mcep.hoarse.syn | da +f -s 16
```

8.4 Robotic voice

Files: [data.mcep.robot.syn](#): synthesized speech (float)

```
train -p 200 -l -1 | mlsadf -m 20 -a 0.42 -p 80 data.mcep |\
tee data.mcep.robot.syn | da +f -s 16
```

8.5 Child-like or deep voice

Files: [data.mcep.child.syn](#): synthesized speech (float)

[data.mcep.deep.syn](#): synthesized speech (float)

```
sopr -m 0.4 data.pitch |\
excite -p 80 | mlsadf -m 20 -a 0.1 -p 80 data.mcep |\
tee data.mcep.child.syn | da +f -s 16
```

```
sopr -m 2 data.pitch |\
excite -p 80 | mlsadf -m 20 -a 0.6 -p 80 data.mcep |\
tee data.mcep.deep.syn | da +f -s 16
```

8.6 Various voices

Files: [data.float](#): original speech (float)

[data.mcep.syn](#): synthesized speech (float)

[data.mcep.{high, low, fast, slow, hoarse, robot, child, deep}.syn](#): synthesized speech (float)

```
da +f -v -s 16 data.float data.mcep.syn \
data.mcep.{high, low, fast, slow, hoarse, robot, child, deep}.syn
```

9 Speech Synthesis Based on HMM

9.1 Speech parameter generation from a sequence of HMMs

Files: sample.pdf: sequence of mean and variance corresponding to a state sequence included in this example (float, little endian)³
sample.mcep: mel-cepstrum generated from a sequence of HMMs (float)

Conditions: analysis order: 24
weight coefficients for calculating delta: $w(-1) = -0.5, w(0) = 0, w(1) = 0.5$
weight coefficients for calculating delta-delta: $w(-1) = 0.25, w(0) = -0.5, w(1) = 0.25$

Note: The state sequence is determined according to the state duration densities of the HMMs. The algorithm is not included in SPTK-3.2.

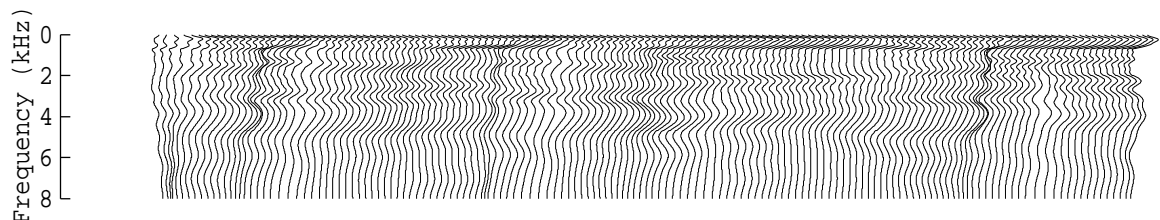
```
mlpg -m 24 -i 1 -d -0.5 0 0.5 -d 0.25 -0.5 0.25 sample.pdf > sample.mcep
```

9.2 Plotting spectra calculated from generated mel-cepstrum

Files: sample.mcep: mel-cepstral coefficients (float)

Conditions: analysis order: 24
frequency warping parameter: $\alpha = 0.42$
FFT size: 512 points
plotted frames: from 100-th to 250-th
sampling frequency: 16 kHz

```
bcut +f -n 24 -s 100 -e 250 < sample.mcep |\nmgc2sp -m 24 -a 0.42 -g 0 -l 512 | grlogsp -l 512 -x 8 -t | xgr
```



9.3 Speech synthesis from the generated mel-cepstrum

Files: sample.pitch: pitch data generated from a sequence of MSD-HMMs included in this example (float, little endian)⁴
sample.mcep: mel-cepstrum (float)
[sample.mcep.syn](#): synthesized speech (float)

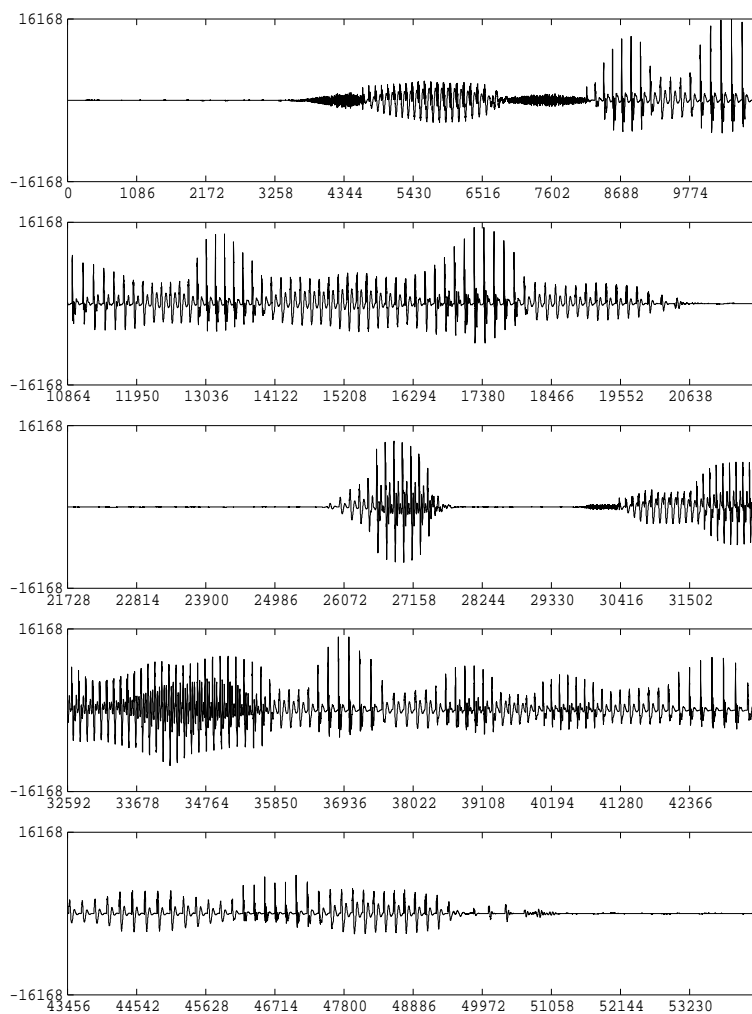
Conditions: frame period: 80 points (5 ms)
analysis order: 24
frequency warping parameter: $\alpha = 0.42$

³If you compiled SPTK with "--enable-double" option, please first convert this file into double format:
x2x +sd sample.pdf > sample.pdf.double

⁴If you compiled SPTK with "--enable-double" option, please first convert this file into double format:
x2x +sd sample.pitch > sample.pitch.double

Note: The pitch pattern generation algorithm is not included in SPTK-3.2.

```
excite -p 80 sample.pitch |\nmlsadf -p 80 -a 0.42 -m 24 sample.mcep > sample.mcep.syn\n\n\n\n\ngwave +f sample.mcep.syn | xgr
```



```
da +f -s 16 sample.mcep.syn
```

9.4 Check the given mean and variance vectors

Files: sample.pdf: sequence of mean and variance corresponding to a state sequence (float)

Conditions: analysis order: 24

9.4.1 Dump static feature vectors

```
bcp +f -l 150 -s 0 -e 24 sample.pdf | dmp -n 24 | less
```

9.4.2 Dump variance vectors of static feature vectors

```
bcp +f -l 150 -s 75 -e 99 sample.pdf | sopr -INV | dmp -n 24 | less
```

9.4.3 Dump dynamic feature vectors (delta)

```
bcp +f -l 150 -s 25 -e 49 sample.pdf | dmp -n 24 | less
```

9.4.4 Dump variance vectors of dynamic feature vectors (delta)

```
bcp +f -l 150 -s 100 -e 124 sample.pdf | sopr -INV | dmp -n 24 | less
```

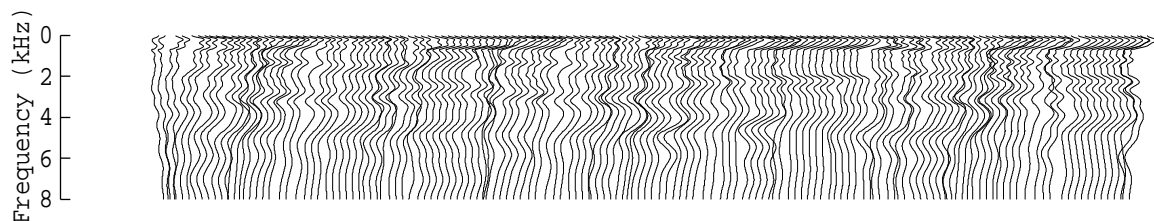
9.5 Speech synthesis without dynamic feature

Files: sample.pitch: pitch data generated from a sequence of MSD-HMMs (float)
sample.mcep.wo-dyn: mel-cepstrum generated without dynamic feature (float)
[sample.mcep.wo-dyn.syn](#): synthesized speech without dynamic feature (float)

Conditions: frame period: 80 points (5 ms)
analysis order: 24
frequency warping parameter: $\alpha = 0.42$

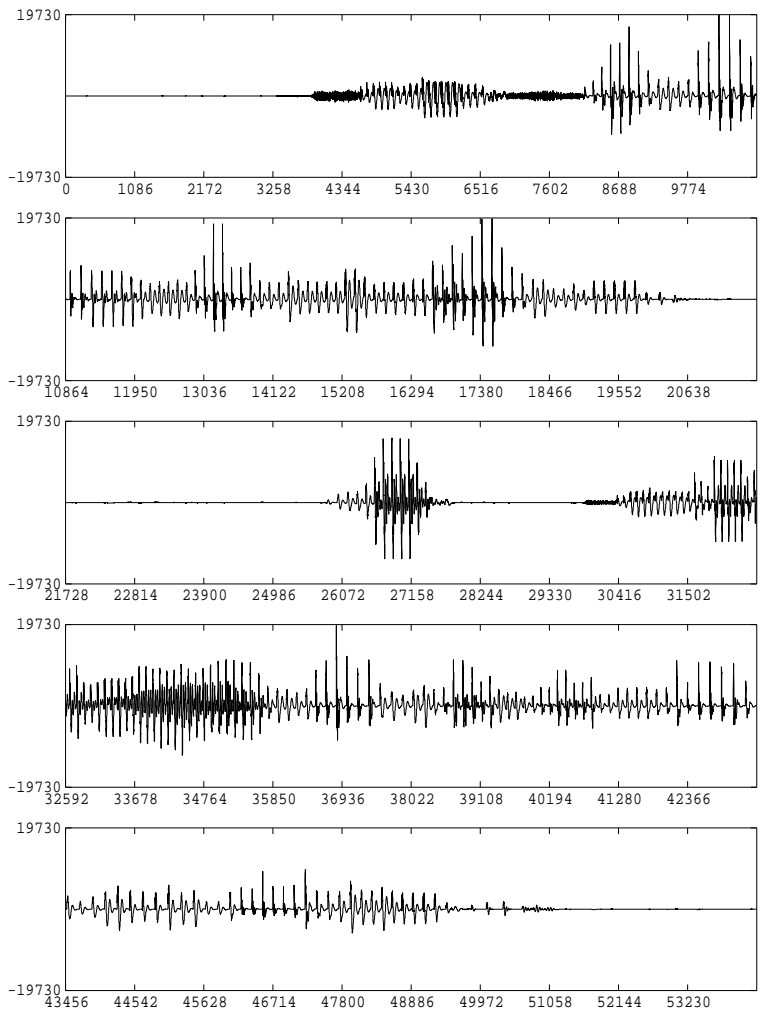
```
bcp +f -l 150 -s 0 -e 24 sample.pdf > sample.mcep.wo-dyn
```

```
bcut +f -n 24 -s 100 -e 250 < sample.mcep.wo-dyn |\nmgc2sp -m 24 -a 0.42 -g 0 -l 512 | grlogsp -l 512 -x 8 -t | xgr
```



```
excite -p 80 sample.pitch |\nmlsadf -p 80 -a 0.42 -m 24 sample.mcep.wo-dyn > sample.mcep.wo-dyn.syn
```

```
gwave +f sample.mcep.wo-dyn.syn | xgr
```



da +f -s 16 sample.mcep.wo-dyn.syn sample.mcep.syn